

# Synthesis and Anticonvulsant Activity of a New Series of 1,4-Dihydropyridine Derivatives

R. SURENDRA KUMAR, A. IDHAYADHULLA, A. JAMAL ABDUL NASSER\*, S. KAVIMANI<sup>1</sup> AND S. INDUMATHY<sup>1</sup>

P. G. and Research Department of Chemistry, Jamal Mohamed College, Tiruchirappalli - 620 020, <sup>1</sup>Department of Pharmacology, Mother Theresa Post Graduate and Research Institute of Health Science, Puducherry - 605 006, India

Kumar, *et al.*: Anticonvulsant Activity of New Series of 1,4-Dihydropyridine Derivatives

A series of 1,4-dihydropyridine derivatives (1a-g) were prepared from three compounds condensation of Hantzsch synthesis. A new series of 2,2'-[[4-(aryl)-2,6-dimethyl-1,4-dihydropyridine-3,5-diyl]dicarbonyl] dihydrazinecarbothioamide (2a-g) were prepared from compounds diethyl 4-(aryl)-2,6-dimethyl-1,4-dihydropyridine-3,5-dicarboxylate (1a-g) reacted with thiosemicarbazide to give the corresponding compounds (2a-g) by hydrazinolysis method. The synthesized compounds were confirmed by IR, <sup>1</sup>HNMR, <sup>13</sup>CNMR, mass spectral and elemental analyses. The newly synthesized compounds (2a-g) were screened for anticonvulsant activity against in swiss albino rat. The test was evaluated by maximal electrode induced convulsion method. Synthesized compounds were used two (50 and 100 mg/kg) concentrations. Compounds (1a-g) were inactive while compounds (2a-g) have moderate anti-convulsant activity compared with standard phenytoin drug. The compound 2,2'-[[4-(furan-2-yl)-2,6-dimethyl-1,4-dihydropyridine-3,5-diyl]dicarbonyl] dihydrazinecarbothioamide (2a) has highly active compared with other compound (2b-2g).

**Key words:** 1,4-dihydropyridine, anticonvulsant activity, condensation, thiosemicarbazide

1,4-dihydropyridine derivatives are of interest because of their potential biological activity such as antihypertensive<sup>[1-4]</sup>, antiinflammatory<sup>[5]</sup> and antiischemic activities<sup>[6]</sup> and also as calcium channel modulators of the nifedipine type<sup>[7]</sup>. Several methods have been described for the synthesis of 1,4-dihydropyridine<sup>[8-12]</sup>. Recently, some new 3,5-substituted 1,4-dihydropyridine derivatives were synthesized which exhibit pharmacological activities<sup>[13-16]</sup>. Thiosemicarbazone also has significant biological activities such as antitumour, fungicide, bacteriocide, antiinflammatory, and antiviral activities<sup>[17-20]</sup>. Keeping these observations in mind, the present study worked on the synthesis of a new series of 1,4-dihydropyridine derivatives and screened their level of anticonvulsant activity.

## MATERIALS AND METHODS

Melting points were recorded in open capillary tubes and are uncorrected. The IR spectra were recorded in KBr on a FT - IR Shimadzu 8201pc (4000-400 cm<sup>-1</sup>) and <sup>1</sup>H NMR and <sup>13</sup>CNMR were recorded on a Broker

DRX-300 MHz. Mass spectra (EI) were obtained on a Joel JMS D-300 spectrometer operating at 70eV. Elemental analyses (C, H, N, and S) were undertaken using an Elementer analyser model vario EL III. The purity of the compounds was checked by thin layer chromatography (TLC) with silica gel plates.

### Synthesis of diethyl 4-(furan-2-yl)-2,6-dimethyl-1,4-dihydropyridine-3,5-dicarboxy late (1a):

A reaction mixture was made up of ethyl acetoacetate (2 mol), furualdehyde (1 mol) and ammonium hydroxide (1 mol) in methanol (20 ml). It was then heated and refluxed for 4 h. The obtained solid was filtered off, the solid was washed with water and recrystallized using absolute ethanol. The above procedure was followed for the synthesis of compounds (1b-g). Yield 75%, mp: 158, IR (KBr, cm<sup>-1</sup>) v: 3349 (N-H str), 3030 (Ar-H), 2940 (C-H str of CH<sub>3</sub>), 1745 (C=O, ester), 812 (Ar-H). <sup>1</sup>H NMR (DMSO-d<sub>6</sub>): δ 8.20 (s, 1H, NH of pyridine ring), 6.27-6.10 (d, 3H, furylring), 4.72 (s, 2H, C<sub>4</sub>-H), 4.20 (q, 4H, C<sub>3</sub>-OCH<sub>2</sub>CH<sub>3</sub> and C<sub>5</sub>-OCH<sub>2</sub>CH<sub>3</sub>), 2.31 (s, 6H, C<sub>2</sub>-CH<sub>3</sub> and C<sub>6</sub>-CH<sub>3</sub>), 1.34 (t, 6H, C<sub>2</sub>-OCH<sub>2</sub>CH<sub>3</sub> and C<sub>6</sub>-OCH<sub>2</sub>CH<sub>3</sub>). Elemental analysis calculated for C<sub>17</sub>H<sub>12</sub>NO<sub>5</sub>: C 63.94, H 6.63, N 4.39. Found: C 63.98, H 6.67, N 4.35.

\*Address for correspondence

E-mail: jamal\_abdulchem@ymail.com

**Diethyl 2,6-dimethyl-4-phenyl-1,4-dihydropyridine-3,5-dicarboxylate(1b):**

Yield 66%, mp: 253, IR (KBr,  $\text{cm}^{-1}$ ) v: 3350 (N-H str), 3034 (Ar-H), 2953 (C-H str of  $\text{CH}_3$ ), 1755 (C=O, ester), 802 (Ar-H).  $^1\text{H}$  NMR (DMSO- $d_6$ ):  $\delta$  8.25 (s, 1H, NH of pyridine ring), 7.33-7.27 (m, 5H, Ph-ring), 4.70 (s, 1H,  $\text{C}_4$ -H), 4.22 (q, 4H,  $\text{C}_3$ - $\text{OCH}_2\text{CH}_3$  and  $\text{C}_5$ - $\text{OCH}_2\text{CH}_3$ ), 2.28 (s, 6H,  $\text{C}_2$ - $\text{CH}_3$  and  $\text{C}_6$ - $\text{CH}_3$ ), 1.32 (t, 6H,  $\text{C}_2$ - $\text{OCH}_2\text{CH}_3$  and  $\text{C}_6$ - $\text{OCH}_2\text{CH}_3$ ). Elemental analysis calculated for  $\text{C}_{19}\text{H}_{23}\text{NO}_4$ : C 69.28, H 7.04, N 19.43. Found: C 69.24, H 7.07, N 19.41.

**Diethyl 4-(4-chlorophenyl)-2,6-dimethyl-1,4-dihydropyridine-3,5-dicarboxylate (1c):**

Yield 57%, mp: 240, IR(KBr,  $\text{cm}^{-1}$ ) v: 3332 (N-H str), 3074 (Ar-H), 2942 (C-H str of  $\text{CH}_3$ ), 1741 (C=O, ester), 837 (C-Cl), 787 (Ar-H).  $^1\text{H}$  NMR (DMSO- $d_6$ ):  $\delta$  8.31 (s, 1H, NH of pyridine ring), 7.36-7.19 (dd, 4H, Ph-ring), 4.76 (s, 1H,  $\text{C}_4$ -H), 4.18 (q, 4H,  $\text{C}_3$ - $\text{OCH}_2\text{CH}_3$  and  $\text{C}_5$ - $\text{OCH}_2\text{CH}_3$ ), 2.21 (s, 6H,  $\text{C}_2$ - $\text{CH}_3$  and  $\text{C}_6$ - $\text{CH}_3$ ), 1.34 (t, 6H,  $\text{C}_2$ - $\text{OCH}_2\text{CH}_3$  and  $\text{C}_6$ - $\text{OCH}_2\text{CH}_3$ ). Elemental analysis calculated for  $\text{C}_{19}\text{H}_{22}\text{ClNO}_4$ : C 62.72, H 6.09, N 3.85. Found: C 62.75, H 6.07, N 3.81.

**Diethyl 4-(4-hydroxyphenyl)-2,6-dimethyl-1,4-dihydropyridine-3,5-dicarboxylate (1d):**

Yield 56%, mp: 240, IR (KBr,  $\text{cm}^{-1}$ ) v: 3342 (N-H str), 3024 (Ar-H), 2922 (C-H str of  $\text{CH}_3$ ), 1764 (C=O, ester), 1447 (C-OH), 814 (Ar-H).  $^1\text{H}$  NMR (DMSO- $d_6$ ):  $\delta$  9.47 (s, 1H, C-OH), 8.41 (s, 1H, NH of pyridine ring), 7.34-7.07 (dd, 4H, Ph-ring), 4.67 (s, 1H,  $\text{C}_4$ -H), 4.28 (q, 4H,  $\text{C}_3$ - $\text{OCH}_2\text{CH}_3$  and  $\text{C}_5$ - $\text{OCH}_2\text{CH}_3$ ), 2.12 (s, 6H,  $\text{C}_2$ - $\text{CH}_3$  and  $\text{C}_6$ - $\text{CH}_3$ ), 1.28 (t, 6H,  $\text{C}_2$ - $\text{OCH}_2\text{CH}_3$  and  $\text{C}_6$ - $\text{OCH}_2\text{CH}_3$ ). Elemental analysis calculated for  $\text{C}_{19}\text{H}_{23}\text{NO}_5$ : C 69.07, H 6.71, N 4.06. Found: C 69.03, H 6.75, N 4.01.

**Diethyl 2,6-dimethyl-4-(4-nitrophenyl)-1,4-dihydropyridine-3,5-dicarboxylate (1e):**

Yield (69%), mp: 197, IR (KBr,  $\text{cm}^{-1}$ ) v: 3354 (N-H str), 3037 (Ar-H), 2973 (C-H str of  $\text{CH}_3$ ), 1762 (C=O, ester), 1536 (C- $\text{NO}_2$ ), 812 (Ar-H).  $^1\text{H}$  NMR (DMSO- $d_6$ ):  $\delta$  7.13-7.47 (dd, 4H, Ph-ring), 8.11 (s, 1H, NH of pyridine ring), 4.79 (s, 1H,  $\text{C}_4$ -H), 4.25 (q, 4H,  $\text{C}_3$ - $\text{OCH}_2\text{CH}_3$  and  $\text{C}_5$ - $\text{OCH}_2\text{CH}_3$ ), 2.31 (s, 6H,  $\text{C}_2$ - $\text{CH}_3$  and  $\text{C}_6$ - $\text{CH}_3$ ), 1.37 (t, 6H,  $\text{C}_2$ - $\text{OCH}_2\text{CH}_3$  and  $\text{C}_6$ - $\text{OCH}_2\text{CH}_3$ ). Elemental analysis calculated for  $\text{C}_{19}\text{H}_{22}\text{N}_2\text{O}_6$ : C 60.95, H 7.48, N 7.48. Found: C 60.91, H 7.42, N 7.41.

**Diethyl 4-(4-methoxyphenyl)-2,6-dimethyl-1,4-dihydropyridine-3,5-dicarboxylate(1f):**

Yield (72%), mp: 197, IR (KBr,  $\text{cm}^{-1}$ ) v: 3352 (N-H str), 3026 (Ar-H), 2961 (C-H str of  $\text{CH}_3$ ), 1742 (C=O, ester), 823 (Ar-H).  $^1\text{H}$  NMR (DMSO- $d_6$ ):  $\delta$  8.21 (s, 1H, NH of pyridine ring), 6.86-7.17 (dd, 4H, Ph-ring), 4.69 (s, 1H,  $\text{C}_4$ -H), 4.23 (q, 4H,  $\text{C}_3$ - $\text{OCH}_2\text{CH}_3$  and  $\text{C}_5$ - $\text{OCH}_2\text{CH}_3$ ), 3.84 (s, 3H, - $\text{OCH}_3$ ), 2.23 (s, 6H,  $\text{C}_2$ - $\text{CH}_3$  and  $\text{C}_6$ - $\text{CH}_3$ ), 1.30 (t, 6H,  $\text{C}_2$ - $\text{OCH}_2\text{CH}_3$  and  $\text{C}_6$ - $\text{OCH}_2\text{CH}_3$ ). Elemental analysis calculated for  $\text{C}_{20}\text{H}_{25}\text{NO}_5$ : C 66.83, H 7.01, N 3.90. Found: C 66.87, H 7.07, N 3.97.

**Diethyl 4-(4-(dimethylamino)phenyl)-2,6-dimethyl-1,4-dihydropyridine-3,5-dicarboxylate (1g):**

Yield (56%), mp: 227, IR (KBr,  $\text{cm}^{-1}$ ) v: 3348 (N-H str), 3027 (Ar-H), 2956 (C-H str of  $\text{CH}_3$ ), 1761 (C=O, ester), 808 (Ar-H).  $^1\text{H}$  NMR (DMSO- $d_6$ ):  $\delta$  8.37 (s, 1H, NH of pyridine ring), 7.28-7.21 (dd, 4H, Ph-ring), 4.70 (s, 2H,  $\text{C}_4$ -H), 4.22 (q, 4H,  $\text{C}_3$ - $\text{OCH}_2\text{CH}_3$  and  $\text{C}_5$ - $\text{OCH}_2\text{CH}_3$ ), 3.12 (s, 6H, - $\text{N}(\text{CH}_3)_2$ ), 2.28 (s, 6H,  $\text{C}_2$ - $\text{CH}_3$  and  $\text{C}_6$ - $\text{CH}_3$ ), 1.32 (t, 6H,  $\text{C}_2$ - $\text{OCH}_2\text{CH}_3$  and  $\text{C}_6$ - $\text{OCH}_2\text{CH}_3$ ). Elemental analysis calculated for  $\text{C}_{19}\text{H}_{23}\text{NO}_4$ : C 67.72, H 7.58, N 7.52. Found: C 67.77, H 7.52, N 7.55.

**Synthesis of 2,2'-[4-(furan-2-yl)-2,6-dimethyl-1,4-dihydropyridine-3,5-diyl]dicarbonyl dihydrazinecarbothioamide (2a):**

A reaction mixture was made up of compound (1a) (0.1 mol), thiosemicarbazide dissolved in ethanol (30 ml) and a few drops DMSO. It was then heated under reflux for 10 h. The obtained solid was allowed to cool and then poured in to crushed ice. The solid was collected by filtration, washed with water and recrystallised using ethanol. The above procedure was followed for the synthesis of compounds (2b-g). Yield (70%). mp:197

IR (KBr,  $\text{cm}^{-1}$ ) v: 3370 (NH), 3221 ( $\text{NH}_2$ ), 3192 (NHC=O), 3037(ArH), 1721 (C=O), 1263 (C=S), 1095 (N-C-N), 811 (Ar-H).  $^1\text{H}$  NMR ( $\text{CDCl}_3$ ):  $\delta$  9.64 (s, 2H,  $\text{NH}_2$ ), 8.46 (s, 1H, NH of pyridine ring), 8.12 (d, 1H,  $\text{C}_3$ -CONH and  $\text{C}_5$ -CONH), 7.22 (s, 5H, Ph-ring), 6.14-6.32 (d, 2H, furyl ring), 5.15 (s, 2H,  $\text{C}_4$ -H), 2.33 (s, 6H,  $\text{C}_2$ - $\text{CH}_3$  and  $\text{C}_6$ - $\text{CH}_3$ ), 2.14 (d, 1H, -NHCS).  $^{13}\text{C}$  NMR ( $\text{CDCl}_3$ ):  $\delta$  111.8, 108.3, 143.2, 152.8 (4C in furyl ring), 105.3 (3,5 C in pyridine ring), 166.2 (3,5 C=O), 182.1 (3,5 C=S), 148.9 (2,6-C in pyridine ring), 35.3 (4C in pyridine ring), 18.2 (2,6- $\text{CH}_3$  in pyridine ring). MS ( $m/z$ , relative

abundance, %): 410 ( $M^{+1}$ , 30.2), 291.30, 161.27, 175.22, 147.12, 81.11. Elemental analysis calculated for  $C_{17}H_{21}N_7O_2S_2$ : C 48.67, H 5.50, N 23.37, S 15.29. Found: C 48.64, H 5.57, N 23.31, S 15.34.

**2,2'-(2,6-dimethyl-4-phenyl-1,4-dihydropyridine-3,5-diyl)dicarbonyldihydrazinecarbothioamide (2b):** Yield (53%), mp: 192, IR (KBr,  $cm^{-1}$ ) v: 3372 (NH), 3200 (NH-C=O), 3218 (NH<sub>2</sub>), 3034 (Ar-H), 1718 (C=O), 1260 (C=S), 1091 (N-C-N); 808 (Ar-H). <sup>1</sup>H NMR (CDCl<sub>3</sub>):  $\delta$  = 9.62 (s, 2H, NH<sub>2</sub>), 8.43 (s, 1H, NH of pyridine ring), 8.09 (d, 1H, C<sub>3</sub>-CONH and C<sub>5</sub>-CONH), 7.39-7.22 (m, 5H, Ph-ring), 5.17 (s, 2H, C<sub>4</sub>-H), 2.37 (s, 6H, C<sub>2</sub>-CH<sub>3</sub> and C<sub>6</sub>-CH<sub>3</sub>), 2.12 (d, 1H, -NHCS). <sup>13</sup>C NMR (CDCl<sub>3</sub>):  $\delta$  = 131.3, 128.5, 130.9, 141.8 (4C in furyl ring), 106.8 (3,5 C in pyridine ring), 164.6 (3,5 C=O), 182.8 (3,5 C=S), 147.9 (2,6-C in pyridine ring), 34.6 (4C in pyridine ring), 18.9 (2,6-CH<sub>3</sub> in pyridine ring). MS ( $m/z$ , relative abundance, %) : 420.20 ( $M^{+1}$ , 20.1), 301.34, 241.28, 185.2, 157.21, 81.11. Elemental analysis calculated for  $C_{17}H_{21}N_7O_2S_2$ : C 48.67, H 5.50, N 23.37, S 15.29. Found: C 48.64, H 5.55, N 23.33, S 15.33.

**2,2'-{[4-(4-chlorophenyl)-2,6-dimethyl-1,4-dihydropyridine-3,5-diyl]dicarbonyl}dihydrazinecarbothioamide (2c):**

Yield (68%), mp: 194, IR(KBr,  $cm^{-1}$ ) v: 3325 (NH), 3231 (NH<sub>2</sub>), 3198 (NH-C=O), 3024 (Ar-H), 1707 (C=O), 1265 (C=S), 1097 (N-C-N), 827 (C-Cl). <sup>1</sup>H NMR (CDCl<sub>3</sub>):  $\delta$  9.41 (s, 2H, NH<sub>2</sub>), 8.41 (bs, 1H, NH of pyridine ring), 8.11 (d, 1H, C<sub>3</sub>-CONH and C<sub>5</sub>-CONH), 7.38-7.14 (m, 5H, Ph-ring), 5.10 (s, 2H, C<sub>4</sub>-H), 2.45 (s, 6H, C<sub>2</sub>-CH<sub>3</sub> and C<sub>6</sub>-CH<sub>3</sub>), 2.08 (d, 1H, -NHCS). <sup>13</sup>C NMR (CDCl<sub>3</sub>):  $\delta$  128.7, 108.3, 143.2, 152.8 (4C in furyl ring), 105.3 (3,5 C in pyridine ring), 166.2 (3,5 C=O), 182.1 (3,5 C=S), 148.9 (2,6-C in pyridine ring), 39.3 (4C in pyridine ring), 18.2 (2,6-CH<sub>3</sub> in pyridine ring). MS ( $m/z$ , relative abundance, %) : 454.12 ( $M^{+1}$ , 12.3), 335.78, 275.73, 219.70, 157.21, 81.11. Elemental analysis calculated for  $C_{17}H_{20}ClN_7O_2S_2$ : C 44.98, H 4.40, N 21.60, S 14.14. Found: C 44.94, H 4.44, N 21.64, S 14.18.

**2,2'-{[4-(4-hydroxyphenyl)-2,6-dimethyl-1,4-dihydropyridine-3,5-diyl]dicarbonyl}dihydrazinecarbothioamide(2d):**

Yield (74%), mp: 201, IR (KBr,  $cm^{-1}$ ) v: 3342 (NH), 3220 (NH<sub>2</sub>), 3192 (NH-C=O), 3028 (Ar-H), 1717 (C=O), 1472 (C-OH), 1242 (C=S), 1091 (N-C-N).

<sup>1</sup>H NMR(CDCl<sub>3</sub>):  $\delta$  9.71 (s, 2H, NH<sub>2</sub>), 9.41 (s, 1H, OH), 8.64 (bs, 1H, NH of pyridine ring), 8.01 (d, 1H, C<sub>3</sub>-CONH and C<sub>5</sub>-CONH), 7.33-7.27 (m, 5H, Ph-ring), 5.11 (s, 2H, C<sub>4</sub>-H), 2.25 (s, 6H, C<sub>2</sub>-CH<sub>3</sub> and C<sub>6</sub>-CH<sub>3</sub>), 2.02 (d, 1H, -NHCS). <sup>13</sup>C NMR (CDCl<sub>3</sub>):  $\delta$  155.8, 137.1, 130.3, 114.2 (4C in furyl ring), 102.9 (3,5 C in pyridine ring), 164.9 (3,5 C=O), 184.6 (3,5 C=S), 148.1 (2,6-C in pyridine ring), 43.8 (4C in pyridine ring), 19.2 (2,6-CH<sub>3</sub> in pyridine ring). MS ( $m/z$ , relative abundance, %): 435.52 ( $M^{+1}$ , 27.2), 257.28, 201.26, 173.21, 157.21, 81.11. Elemental analysis calculated for  $C_{17}H_{21}N_7O_2S_2$ : C 46.88, H 22.51, N 4.86, S 14.72. Found: C 46.84, H 22.54, N 4.84, S 14.76.

**2,2'-{[4-(4-nitrophenyl)-2,6-dimethyl-1,4-dihydropyridine-3,5-diyl]dicarbonyl}dihydrazinecarbothioamide (2e):**

Yield (76%), mp: 195, IR (KBr,  $cm^{-1}$ ) v: 3310 (NH), 3241 (NH<sub>2</sub>), 3218 (NH-C=O), 3041 (Ar-H), 1530 (C-NO<sub>2</sub>), 1272 (C=S), 1710 (C=O), 1091 (N-C-N). <sup>1</sup>H NMR (CDCl<sub>3</sub>):  $\delta$  9.77 (s, 2H, NH<sub>2</sub>), 8.60 (bs, 1H, NH of pyridine ring), 8.15 (d, 1H, C<sub>3</sub>-CONH and C<sub>5</sub>-CONH), 7.42-7.18 (m, 5H, Ph-ring), 5.17 (s, 2H, C<sub>4</sub>-H), 2.31 (s, 6H, C<sub>2</sub>-CH<sub>3</sub> and C<sub>6</sub>-CH<sub>3</sub>), 2.08 (d, 1H, -NHCS). <sup>13</sup>C NMR (CDCl<sub>3</sub>):  $\delta$  143.2, 123.7, 126.7 (4C in furyl ring), 102.9 (3,5 C in pyridine ring), 164.9 (3,5 C=O), 181.9 (3,5 C=S), 149.9 (2,6 C in pyridine ring), 44.5 (4C in pyridine ring), 19.7 (2,6-CH<sub>3</sub> in pyridine ring). MS ( $m/z$ , relative abundance %): 465.52 ( $M^{+1}$ , 12.78), 346.34, 286.20, 258.23, 230.21, 202.20, 81.11. Elemental analysis calculated for  $C_{17}H_{20}N_8O_4S_2$ : C 43.96, H 4.34, N 24.12, S 13.81. Found: C 43.91, H 4.38, N 24.17, S 13.87.

**2,2'-{[4-(4-methoxyphenyl)-2,6-dimethyl-1,4-dihydropyridine-3,5-diyl]dicarbonyl}dihydrazinecarbothioamide(2f):**

Yield (66%), mp: 210, IR (KBr,  $cm^{-1}$ ) v: 3323 (NH), 3251 (NH-C=O), 3231 (NH<sub>2</sub>), 3034 (Ar-H), 1717 (C=O), 1251 (C=S), 1091 (N-C-N), 801 (Ar-H). <sup>1</sup>H NMR(DMSO-d<sub>6</sub>):  $\delta$  9.82 (s, 2H, NH<sub>2</sub>), 8.57 (bs, 1H, NH of pyridine ring), 8.05 (d, 1H, C<sub>3</sub>-CONH and C<sub>5</sub>-CONH), 7.33-7.27 (m, 5H, Ph-ring), 5.21 (s, 2H, C<sub>4</sub>-H), 3.81 (s, 3H, -OCH<sub>3</sub>), 2.10 (d, 1H, -NHCS), 2.25 (s, 6H, C<sub>2</sub>-CH<sub>3</sub> and C<sub>6</sub>-CH<sub>3</sub>). <sup>13</sup>C NMR (CDCl<sub>3</sub>):  $\delta$  111.8, 108.3, 143.2, 152.8 (4C in furyl ring), 105.3 (3,5 C in pyridine ring), 166.2 (3,5 C=O), 181.7 (3,5 C=S), 147.7 (2,6-C in pyridine ring), 44.7 (4C in pyridine ring), 18.8 (2,6-CH<sub>3</sub> in pyridine ring), 55.9 (-OCH<sub>3</sub>). MS ( $m/z$ , relative abundance, %): 450.21 ( $M^{+1}$ , 29.12), 331.36, 271.31, 243.25, 215.29,

185.26, 157.21. Elemental analysis calculated for  $C_{18}H_{23}N_7O_3S_2$ : C 48.09, H 5.16, N 21.81, S 14.27. Found: C 48.08, H 5.19, N 21.83, S, 14.25.

**2,2'-[4-(4-dimethylnitrophenyl)-2,6-dimethyl-1,4-dihydropyridine-3,5-diyl]dicarbonyl dihydrazinecarbothioamide(2g):**

Yield (61%), mp: 205, IR (KBr,  $cm^{-1}$ ): 3321 (NH), 3211 (NH<sub>2</sub>), 3118 (NH-C=O), 3021 (Ar-H), 1712 (C=O), 1248 (C=S), 1091 (N-C-N), 808 (Ar-H). <sup>1</sup>H NMR (DMSO-*d*<sub>6</sub>): δ 9.66 (s, 2H, NH<sub>2</sub>), 8.52 (s, 1H, NH of pyridine ring), 8.03 (d, 1H, C<sub>3</sub>-CONH and C<sub>5</sub>-CONH), 6.62-7.07 (m, 4H, Ph-ring), 5.13 (s, 2H, C<sub>4</sub>-H), 2.07 (d, 1H, -NHCS), 3.06 (s, 1H, -N(CH<sub>3</sub>)<sub>2</sub>), 2.19 (s, 6H, C<sub>2</sub>-CH<sub>3</sub> and C<sub>6</sub>-CH<sub>3</sub>). <sup>13</sup>C NMR (CDCl<sub>3</sub>): δ 112.8, 134.8, 128.3, 148.2, 152.8 (4C in furyl ring), 106.3 (3,5 C in pyridine ring), 165.2 (3,5 C=O), 181.1 (3,5 C=S), 147.9 (2,6-C in pyridine ring), 39.3 (4C in pyridine ring), 40.8 (N(CH<sub>3</sub>)<sub>2</sub>), 46.5 (4C in pyridine ring), 18.2 (2,6-CH<sub>3</sub> in pyridine ring). MS (*m/z*, relative abundance, %) : 463.22 (M<sup>+</sup>+1, 16.24), 432.56, 344.41, 284.35, 256.29, 213.23, 199.24, 185.26. Elemental analysis calculated for  $C_{19}H_{26}N_8O_2S_2$ : C 49.33, H 5.67, N 24.22, S 13.86. Found: C 49.34, H 5.69, N 24.24, S 13.84.

**Anticonvulsant activity:**

Anticonvulsant activity method described in the anticonvulsant drug development (ADD) program protocol<sup>[21,22]</sup>. Compounds (2a-g) were screened for their anticonvulsant activity against the pentylenetetrazole induced convulsions. The Swiss albino-rats are weighing 150 g divided into 9 groups containing 5 animals in each group, the test compounds are dissolved in DMSO and doses at (50 and 100 mg/kg). Normal saline solution was intraperitoneally administered, followed 15 min later by an intravenous 48.7 mg dose of pentamethylenetetrazole dissolved in physiological saline. Convulsions reports are presented in [Table 1].

**Assay group:**

A solution of the compound being tested in physiological saline was intraperitoneally administered after 15 min a time that was considered sufficient for complete absorption, that same dose of pentamethylenetetrazole was administered.

**Reference group:**

Phenytoin (50 mg/kg) was dissolved in physiological saline. After 15 min the same dose of

**TABLE 1: EFFECT OF COMPOUNDS (2A-G) ON THE DURATION OF CONVULSIONS**

C. No	Dose (mg/Kg)	Duration of convulsion (s)	Percentage of activity (%)
Normal saline	-	63.6	0
2a	50	14.2*	78
	100	10.4*	84
2b	50	18.2*	71
	100	14.0*	77
2c	50	20.0*	68
	100	13.4*	78
2d	50	19.2*	69
	100	12.8*	79
2e	50	16.0*	74
	100	12.5*	80
2f	50	19.0*	70
	100	16.0*	74
2g	50	19.2*	69
	100	15.1*	76
Phenytoin	50	1.7*	98

\**P* > 0.001 Vs Control, The compounds (2a-g) shows marked anticonvulsant activity and have significant *P* value. Formula for calculating the percentage of the activity: (Control duration of convulsions/test duration of convulsions/Control duration of convulsions)×100

**TABLE 2: PHYSICAL CONSTANTS OF SYNTHESIZED COMPOUNDS**

Compounds	Ar	Yield %	mp (°)
1a	-Furan	75	158
1b	-Ph	66	253
1c	4-ClC <sub>6</sub> H <sub>4</sub>	57	240
1d	4-OHC <sub>6</sub> H <sub>4</sub>	56	246
1e	4-NO <sub>2</sub> C <sub>6</sub> H <sub>4</sub>	69	197
1f	4-CH <sub>3</sub> OC <sub>6</sub> H <sub>4</sub>	72	188
1g	4-(CH <sub>3</sub> ) <sub>2</sub> N-C <sub>6</sub> H <sub>4</sub>	56	227
2a	-Furan	70	197
2b	Ph	53	192
2c	4-ClC <sub>6</sub> H <sub>4</sub>	68	194
2d	4-OHC <sub>6</sub> H <sub>4</sub>	74	201
2e	4-NO <sub>2</sub> C <sub>6</sub> H <sub>4</sub>	76	195
2f	4-CH <sub>3</sub> OC <sub>6</sub> H <sub>4</sub>	66	210
2g	4-(CH <sub>3</sub> ) <sub>2</sub> N-C <sub>6</sub> H <sub>4</sub>	61	205

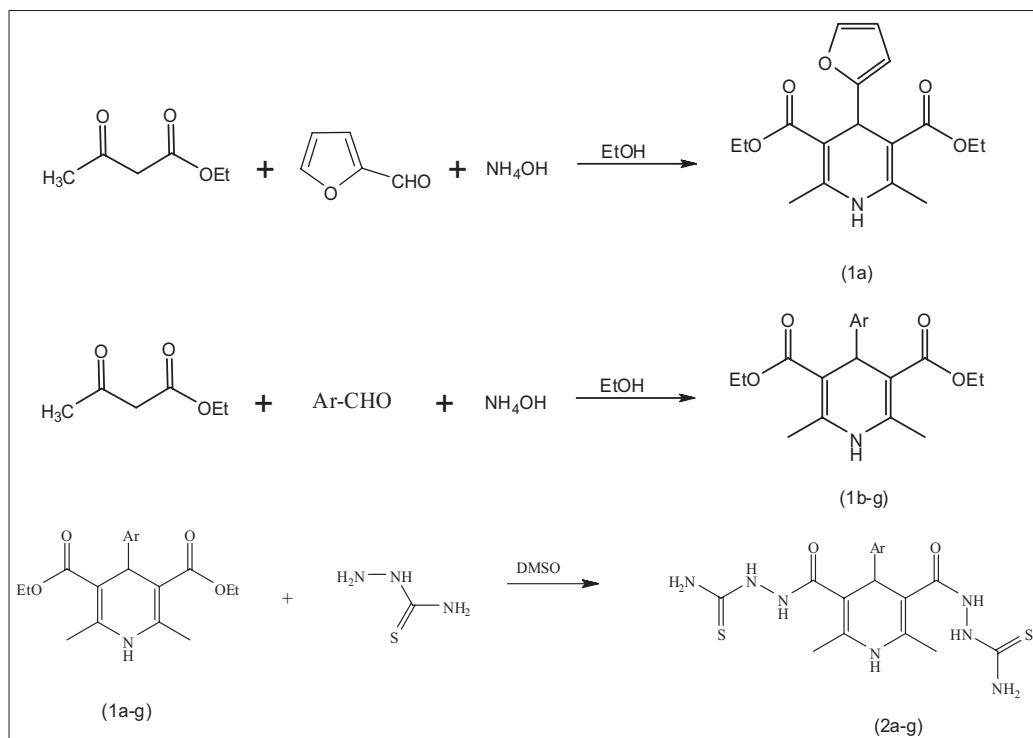
pentamethylenetetrazole was applied. The test was evaluated by maximal electrode induced convulsion method. The maximal electroshock seizure (MES) convulsions electroshock is applied through the corneal electrodes.

**RESULTS AND DISCUSSION**

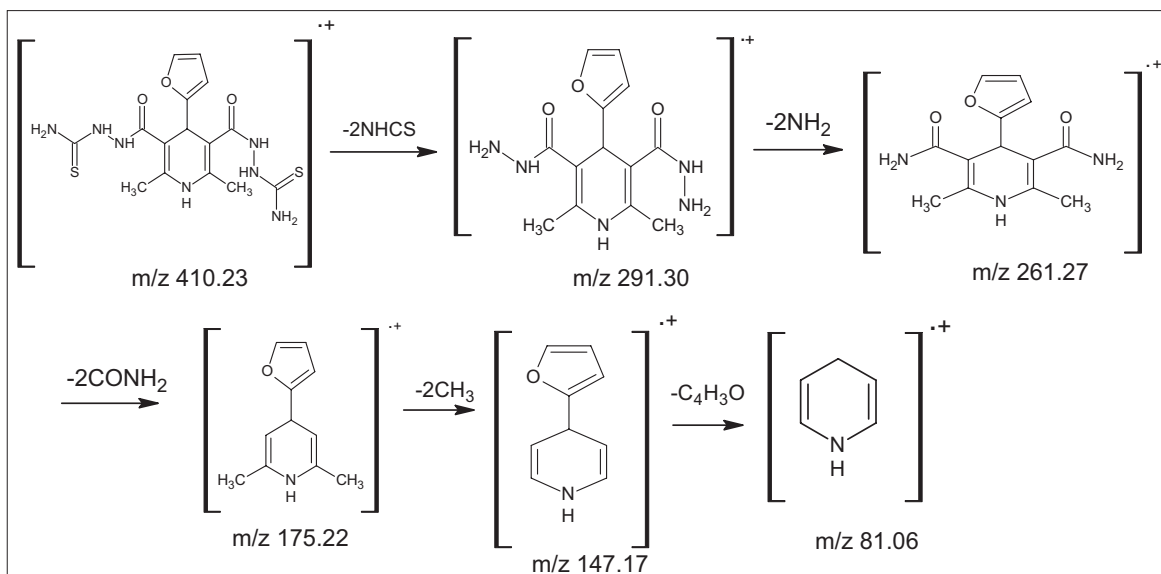
A series diethyl 2,6-dimethyl-4-substituted phenyl-1,4-dihydropyridine-3,5-dicarboxylate derivatives (1a-g) were prepared as base by following the method previously described literature<sup>[23]</sup>. 2,6-dimethyl-

4-substitutedphenyl-1,4-dihydropyridine-3,5-dicarboxylate (1a-g) reacted with thiosemicarbazide to give 2,2'-{[4-(4-substituted aromatic alcohols)-2,6-dimethyl-1,4-dihydropyridine-3,5-diy]dicarbonyl} dihydrazinocarbothio amide (2a-g) by hydrazinolysis method<sup>[24,25]</sup> (Scheme 1). The Physical constants and percentage yields of all compounds are summarized in Table 2. The IR spectrum of the compounds (1a-g) showed an absorption band at 3332 to 3354  $\text{cm}^{-1}$  due to the NH stretching, and another absorption band at 1741-1764  $\text{cm}^{-1}$  due to the carbonyl group present in the ester function. The compound 1b showed an absorption band for the Cl-C group at 837  $\text{cm}^{-1}$  and compound 1c showed an absorption band for the OH-C group at 1447  $\text{cm}^{-1}$ , the compound 1d showed an absorption bands at 1536  $\text{cm}^{-1}$  corresponding to ( $\text{NO}_2$ -C). The  $^1\text{H}$  NMR spectrum of compound (1a-g), showed a singlet at  $\delta$  8.11 to 8.41, attributable to NH protons present in 1,4-dihydropyridine ring, and another important singlet at  $\delta$  4.67 to 4.79 which was attributable to the 4-CH present in the 1,4-dihydropyridine ring. The IR spectrum of compounds (2a-g), showed an absorption band at 3320 to 3372  $\text{cm}^{-1}$  due to NH group present in the 1,4-dihydropyridine ring and, another absorption band at 3118- 3198  $\text{cm}^{-1}$  which is due to the NH-C=O stretch. An absorption band for C=S group was observed at 1245 to 1272  $\text{cm}^{-1}$ .

The  $^1\text{H}$ NMR spectrum of (2a-g) showed a singlet at  $\delta$  8.41 - 8.64 attributable to NH protons, present in the 1,4-dihydropyridinering. The NHCS and  $\text{NH}_2$  groups showed a singlet at  $\delta$  2.02–2.12 and 9.14–9.82, respectively. The  $^{13}\text{C}$  NMR spectrum of compounds (2a-g) showed peaks at  $\delta$  163.1-166.2, corresponding to the 3,5- position of CONH in the pyridine ring, 181.1–184.6 corresponding to the 3,5-position of CS in the pyridine ring, 34.6–46.5 corresponding to 4- position of carbon in the pyridine ring and 18.2-19.7 corresponding to the 2,6- position of  $\text{CH}_3$  in the pyridine ring, respectively. The mass spectrum of compound (2a) showed that the molecular ion peak at  $m/z$  410.23 and base peak of the compound  $m/z$  261.25. The mass spectral fragmentation of compound (2a) showed the Scheme 2. Fig. 1 indicates that effect of compounds (2a-g) on the duration of convulsions. Compounds (1a-g) were inactive at the doses tested while compounds (2a-g) have significant activity at 100 mg/kg concentration. The effect of compounds (2a-g) on neuronal excitability as measured by their influence on the percentage of animals affected by convulsions is shown in Table 1. The compound (2a) had highly active compared with other compounds (2b-g) at both doses (50 and 100 mg / kg). Since a dose of 150 mg/kg caused no signs of toxicity during the 24 h following its administration to a group of animals, this can be beneficial for further studies. The



Scheme 1: Synthesis of new series of 1,4-dihydropyridine derivatives (1a-g) and (2a-g)



Scheme 2: Mass spectral fragmentation of compound (2a)

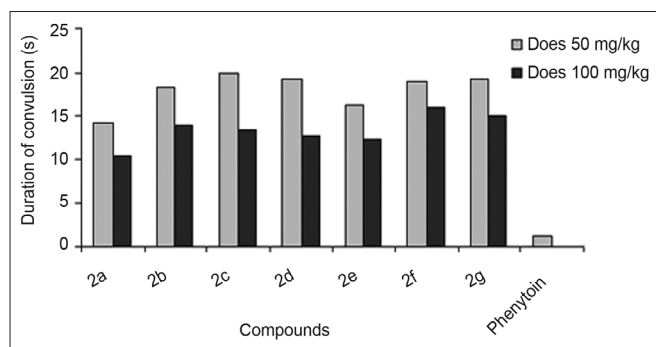


Fig. 1: Comparison of duration of convulsion with test compounds. Compound (2a-g) was used two doses at 50 (■) and 100 (■) (mg/kg), whereas, phenytoin was used as a standard.

compound (2a) has highly active due to the presence of furan ring in 4-position of 1,4-dihydropyridine ring. Pharmacological and further preclinical investigations are currently underway.

## ACKNOWLEDGMENTS

We wish to thank for state Government of Tamil Nadu, India. They are providing state government fellowship for financial support. We sincerely thank, Principal of Jamal Mohamed College, for providing Laboratory facilities.

## REFERENCES

- Gaudio AC, Korolkovas A, Takahata Y. Quantitative structure relationships for 1,4-DHP calcium channel. *J Pharm Sci* 1994;83:1110-5.
- Schleifer KJ. Stereoselective characterization of the 1,4-dihydropyridine binding site at L-type calcium channels in the resting state and the opened inactivated state. *J Med Chem* 1999;42:2204-11.
- Visentin S, Amiel P, Fritter R, Boschi D, Roussel C, Giusta L, *et al.* Synthesis and Voltage-Clamp Studies of Methyl 1,4-dihydro-2,6-

- dimethyl-5-nitro-4-(benzofurazanyl)pyridine-3-carboxylate Racemates and Enantiomers and of their Benzofuroxanyl Analogues. *J Med Chem* 1999;42:1422-7.
- Jiang JL, Li AH, Jang SY, Chang L, Melman N, Moro S, *et al.* Chiral Resolution and Stereo specificity of 6-Phenyl-4-phenylethynyl-1,4-dihydropyridines as Selective Adenosine Receptor Antagonists. *J Med Chem* 1999;42:3055-65.
- Godfraid T, Miller R, Wibo M. Calcium antagonism and calcium entry Blockade. *Pharmacol Rev* 1986;38:321-416.
- Khadilkar B, Borkar S. Silica gel supported ferric nitrate a convenient oxidizing reagent. *Synth Commun* 1998;28:207-12.
- Schnell B, Krenn W, Faber K, Kappe CO. Synthesis and reactions of Biginelli compounds part 23. Chemoenzymatic synthesis of enantionmericallypur 4-aryl, 3,4-dihydropyrimidin-2(1H)-ones. *J Chem Soc Perkin Trans 1* 2000;24:4382-9.
- Sabitha G, Reddy GS, Reddy CS. A novel TMSI-mediated synthesis of Hantzsch 1,4-dihydropyridines at ambient temperature. *Tetrahedron Lett* 2003;44:4129-31.
- Stout DM, Meyers AI. Recent Advances in the Chemistry of Dihydropyridines. *Chem Rev* 1982;82:223-43.
- Ji SJ, Jiang ZQ, Lu J, Loh TP. Facile ionic liquids-promoted one-pot synthesis of polyhydroquinoline derivatives under solvent free conditions. *Synlett* 2004;5:831-35.
- Suarez M, Ochoa E, Verdecia Y. A joint experimental and theoretical structural study of novel substituted 2,5-dioxo-1,2,3,4,5,6,7,8-octahydroquinolines. *Tetrahedron* 1999;55:875-84.
- Tu S, Wei Q, Ma H. The synthesis of novel substituted 2,5-dioxo-1,2,3,4,5,6,7,8-octahydroquinolines without solvent under microwave irradiation. *Synth Commun* 2001;31:2657-61.
- Pattan SR, Rasal VB, Venkatramana N, Khade AB, Butle SR, Jadhav SG, *et al.* Synthesis and evaluation of some 1,4-dihydropyridine and their derivatives as antihypertensive agents. *Indian J Chem* 2007;46B:698-701.
- Suresh T, Swamy SK, Reddy VM. Synthesis and bronchodilatory activity of new 4-aryl-3,5-bis(2-chlorophenyl)-carbamoyl-2,6-dimethyl-1,4-dihydropyridines and their 1-substituted analogues. *Indian J Chem* 2007;46B:115-21.
- Bhavik D, Sureja D, Naliapara Y, Shah A, Saxena AK. Synthesis and QSAR Studies of 4-Substituted phenyl-2,6-dimethyl-3,5-bis-N-(substitutedphenyl) carbamoyl-1,4-dihydropyridines as potential antiartercular agents. *Bioorg Med Chem* 2001;9:1993-8.
- Ammini M, Navidpour L, Shafiee A. Synthesis and antitubercular Activity of new N,N-diaryl-4-(4,5-dichloroimidazole-2-yl)-1,4-dihydro-

- 2,6-dimethyl-3,5-pyridine dicarboxamides. *Daru* 2008;16:9-12.
17. Nandi AK, Chaudhri S, Mazumdar SK, Ghosh S. Effect of chlorine substitution on the structure and activity of 4-phenylthiosemicarbazide: Crystal and molecular structure of 4-(4-chlorophenyl)thiosemicarbazide *J Chem Soc Perkin Trans 2* 1984;11:1729-33.
  18. Ali MA, Chowdhary MA, Naziruddin M. Four- and five-coordinate copper(II) complexes containing mixed ligands. *Polyhedron* 1984;3:595-8.
  19. Scovill JP, Klayman DL, Franchino CF. 2-Acetylpyridine thiosemicarbazones. 4. Complexes with transition metals as antimalarial and antileukemic agents. *J Med Chem* 1982;25:1261-4.
  20. Bindu P, Kurup MR, Satyakeerty TR. Epr cyclic voltammetric and biological activities of copper(II) complexes of salicylaldehyde N(4)-substituted thiosemicarbazone and heterocyclic bases. *Polyhedron* 1999;18:321-31.
  21. Krall RJ, Penry JK, White BG, Kupferberg HJ, Swinyard EA. Antiepileptic drug development II anticonvulsant drug screening. *Epilepsia* 1978;19:409-28.
  22. Potter RJ, Cereghino JJ, Gladding GD, Hessie BJ, Kupferberg HJ, Scoville B, *et al.* Antiepileptic Drug Development Program. *Cleve Clin Q* 1984;51:293-9.
  23. Srivastava SK, Srivastava S, Srivastava SD. Synthesis of new 1,2,4-triazolo-thiadiazoles and 2-oxoazetidines as antimicrobial, anticonvulsant and antiinflammatory agents. *Indian J Chem* 2002;41B:2357-63.
  24. Ojha S, Ameta U, Dhakar N, Talesara GL. Synthesis and characterization of some alkoxyphthalimide derivatives of benzotriazolylthiadiazoles and benzotriazolylthiazolidinones. *Indian J Chem* 2007;46B:860-5.
  25. Hadizadeh F, Shaficee A, Kazemi R, Mohammadi M. Synthesis of 4-(1-Phenylmethyl-5-imidazolyl)-1,4-dihydropyridines as calcium channel Antagonists. *Indian J Chem* 2002;41B:2679-82.

**Accepted 13 November 2010**

**Revised 22 October 2010**

**Received 22 February 2010**

**Indian J. Pharm. Sci., 2010, 72 (6): 719-725**